






















## How to consult the I Ching with 3 coins

Throw three pennies. Record the resulting line according to the chart below. Repeat until you've drawn six lines, starting from the bottom line and working upward:

COIN COMBOS	NUMBER	LINE	
3 Heads	9		(Solid changing to broken)
2 Heads, 1 Tail	8		
1 Head, 2 Tails	7		
3 Tails	6		(Broken changing to solid)

Next, match the bottom three lines (or trigram) with the top three lines using the table below to find out what hexagram you have rolled:

	Ch'ien	Chen	K'an	Ken	K'un	Sun	Li	Tui	
									
Ch'ien		1	34	5	26	11	9	14	43
Chen		25	51	3	27	24	42	21	17
K'an		6	40	29	4	7	59	64	47
Ken		33	62	39	52	15	53	56	31
K'un		12	16	8	23	2	20	35	45
Sun		44	32	48	18	46	57	50	28
Li		13	55	63	22	36	37	30	49
Tui		10	54	60	41	19	61	38	58

Look up this hexagram in the book and read the explanation. (There are two sets of explanations. I recommend the first set. The second one is super technical.) Don't forget to read the explanations of any changing lines at the end of the entry. The "first place" refers to the bottom line, "sixth place" to the top, and so on.

**Optional:** Change any 6s in your original lines to solid and any 9s to broken. Figure out a second hexagram using these new lines. You can now read the I Ching's answer as your first hexagram changing into your second one. (The explanations of changing lines in book still count for the first one, but not for the second.)

The website [ichingonline.net](http://ichingonline.net) will do this all for you. Make sure to click the button at the bottom of each part of the reading marked "read original text."

